

Population

No Population Census was conducted in Afghanistan since 1358 (1979). Over two decades of war threatened both the lives and livelihood of the people. Due to war 1.5 million people were martyred and around 8 million were displaced. Therefore, no accurate statistics about size, distribution, composition, growth rate and socio-economic characteristic of the population of Afghanistan is available.

After the end of war, in late 2001, there was an urgent need to tackle the problem of lack of statistics. Conduct of pre-population census head count was given priority for election in 2004/05 and there is plan to conduct the full-fledged population census in 2010 by Central Statistic Organization with the assistance of UNFPA. Presently, the population of Afghanistan is estimated (include nomadic and settled) to be 25.0 million in 2008/09.

The Annual growth rate of population is estimated to be 2.03%. The total fertility rate is estimated to be 6.3 which is highest in South Asia, (that of 3.3) the share of rural Population was 79%. The percentage of males was 51% and females was 49%. Over two decades war has caused more than 3.3% of women to head the households.

The high population growth rate, fertility and dependent population are major constraints for the net rate of economic growth. The high fertility rate 6.3% (number of live birth rate per woman) is linked to several factors including the traditional preference for large families and children being seen as a source of family income.

War had big effect to destroy reproductive health service capacity and strong desire for having more children to replace family losses. The high fertility rate in Afghanistan led to youthful population as almost 50% of population are below 15 years of age. This means that demographic momentum alone will ensure a high population growth rate for at least next two decades.

جدول ۱-۳: نفوس مسکون به تفکیک گروپ های سنی و جنس

Table 2-1: Settled Population by sex and age groups

سن Age	1358 (1979-80)				1387 (2008-09)											
	مجموع نفوس مسکون Total settled population				دهلای Rural				شهری Urban				مجموع نفوس مسکون Total settled population			
	نکور Male	اناث Female	مجموع Total	فیصد %	نکور Male	اناث Female	مجموع Total	فیصد %	نکور Male	اناث Female	مجموع Total	فیصد %	نکور Male	اناث Female	مجموع Total	فیصد %
Total	6,712,478	6,338,863	13,051,341	100	9281300	8,899,900	18,181,200	100	2744400	2585800	5,330,200	100	12,025,700	11,485,700	23,511,400	100
00-04	1,249,268	1,308,168	2,557,436	20	1734694	1,854,865	3,589,559	20	499087	504130	1,003,217	19	2,233,781	2,358,995	4,592,776	19
05-09	997,150	954,401	1,951,551	15	1373928	1,333,548	2,707,476	15	415362	399793	815,155	15	1,789,290	1,733,341	3,522,631	15
10-14	796,904	705,506	1,502,410	11	1091762	970,911	2,062,673	11	341901	319717	661,618	12	1,433,663	1,290,628	2,724,291	12
15-19	653,983	572,433	1,226,416	9	896641	783,237	1,679,878	9	279502	266742	546,244	10	1,176,143	1,049,979	2,226,122	9
20-24	544,627	509,188	1,053,815	8	750955	703,049	1,454,004	8	226009	226966	452,975	9	976,964	930,015	1,906,979	8
25-29	433,419	439,058	872,477	7	597001	613,883	1,210,884	7	180838	183263	364,101	7	777,839	797,146	1,574,985	7
30-34	347,603	381,304	728,907	5	476497	540,113	1,016,610	6	148691	147824	296,515	6	625,188	687,937	1,313,125	6
35-39	307,236	335,501	642,737	5	423482	479,907	903,389	5	127732	122479	250,211	5	551,214	602,386	1,153,600	5
40-44	281,894	274,202	556,096	4	392060	391,734	783,794	4	111614	100896	212,510	4	503,674	492,630	996,304	4
45-49	256,600	226,841	483,441	4	359447	324,818	684,265	4	97515	82259	179,774	3	456,962	407,077	864,039	4
50-54	226,138	182,581	408,719	3	318469	261,634	580,103	3	83245	65895	149,140	3	401,714	327,529	729,243	3
55-59	187,294	141,830	329,124	3	263771	203,256	467,027	2	68937	51160	120,097	2	332,708	254,416	587,124	2
60-64	146,062	107,599	253,661	2	204935	153,984	358,919	2	54983	39164	94,147	2	259,918	193,148	453,066	2
65+	284,300	200,251	484,551	4	397658	284,961	682,619	4	108984	75512	184,496	3	506,642	360,473	867,115	4

Source : Central Statistics organization

Note : Does not include nomadic Population (1.5 million)

منبع : اداره مرکزی احصائیه

یادداشت : نفوس کوچی (۱.۵) میلیون شامل نمیباشد

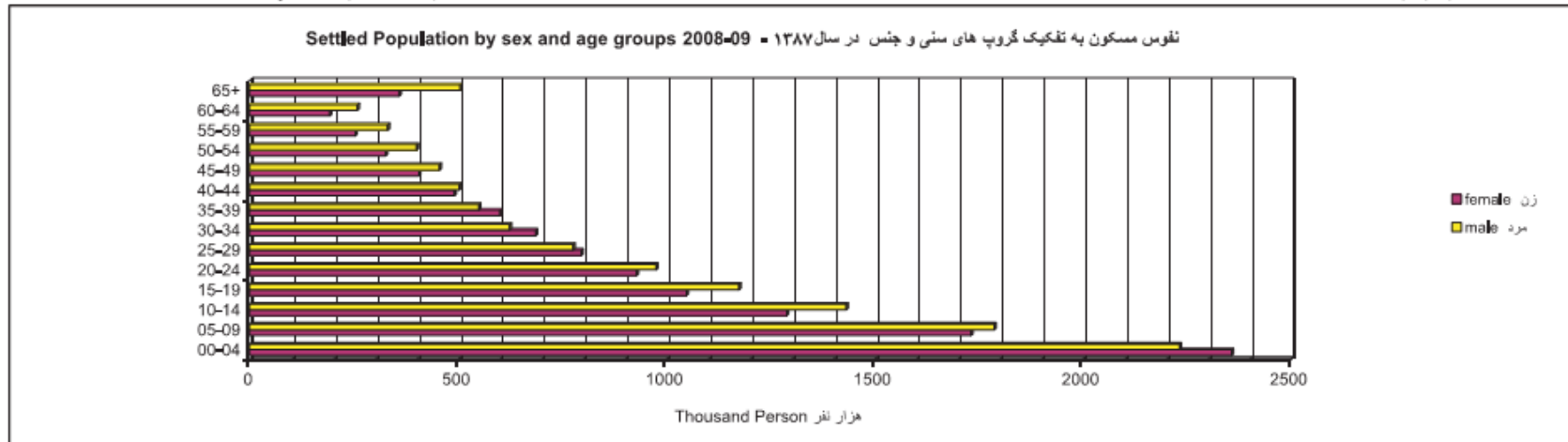


Table 2-2: Settled Population by Provinces (2008-09)

جدول ۲-۲ : نفوس مسکون به تفکیک ولایات ۱۳۸۷

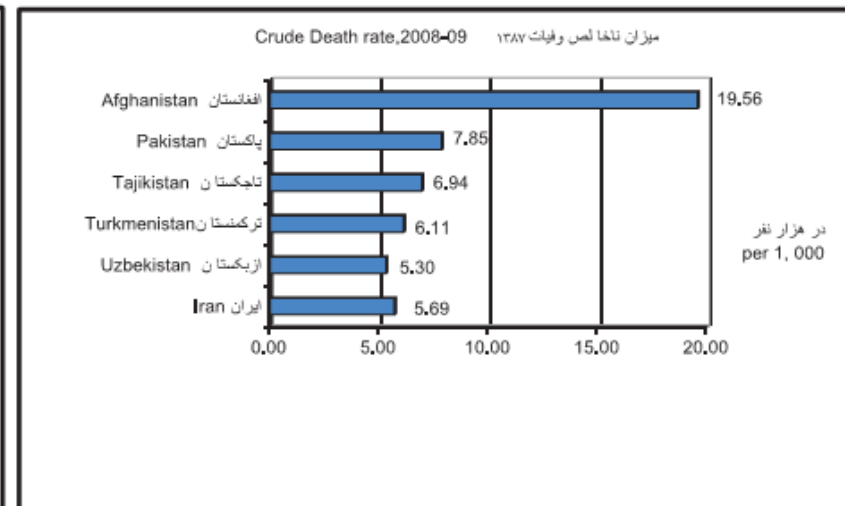
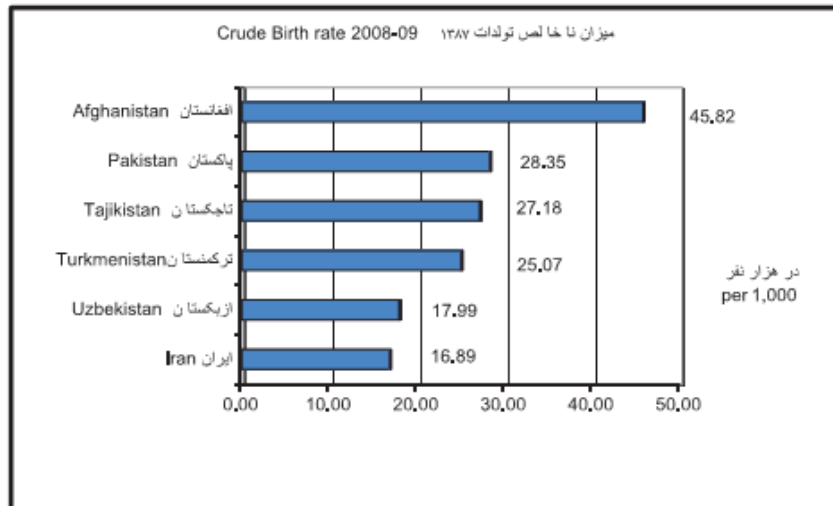
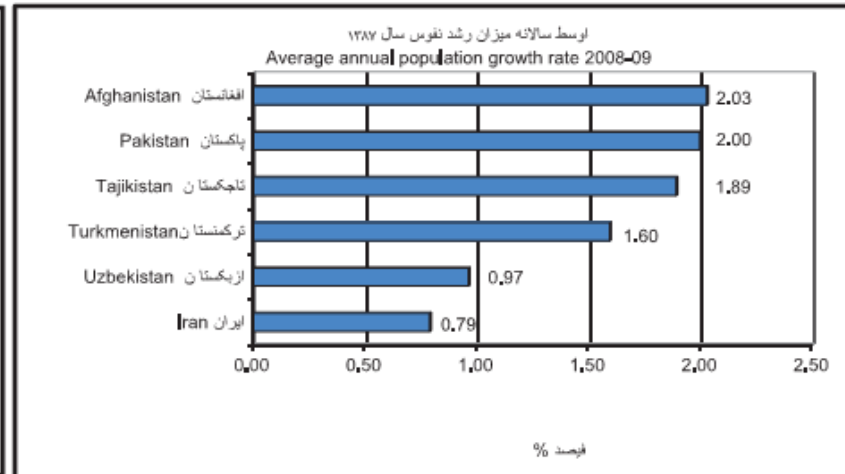
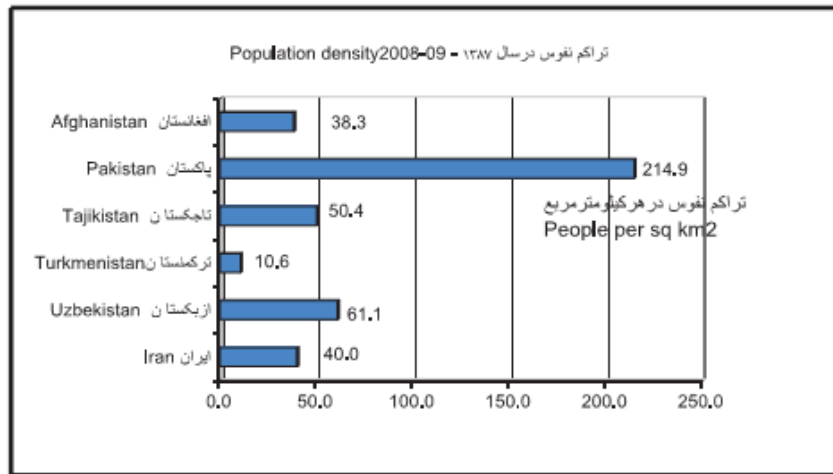
(000)

(به هزار)

Provinces	Rural دهاتی				Urban شهری				Total Settled Population مجموع نفوس مسکون				ولایات
	Female اناث	Male نکور	Total مجموع	Sex ratio نسبت جنس	Female اناث	Male نکور	Total مجموع	Sex ratio نسبت جنس	Female اناث	Male نکور	Total مجموع	Sex ratio نسبت جنس	
Total	8899.9	9281.3	18181.2	104.3	2585.8	2744.4	5330.2	106.1	11485.7	12025.7	23511.4	104.7	مجموع
Kabul	293.1	306.7	599.8	104.6	1374.8	1475.2	2850.0	107.3	1667.9	1781.9	3449.8	106.8	کابل
Kapisa	194.1	197.5	391.6	101.8	0.5	0.8	1.3	160.0	194.6	198.3	392.9	101.9	کاپیسا
Parwan	266.4	272.7	539.1	102.4	25.0	25.6	50.6	102.4	291.4	298.3	589.7	102.4	پروان
Wardak	258.8	269.8	528.6	104.3	1.3	1.3	2.6	100.0	260.1	271.1	531.2	104.2	وردک
Logar	167.3	173.2	340.5	103.5	4.2	4.3	8.5	102.4	171.5	177.5	349.0	103.5	لوگر
Nangarhar	560.2	586.2	1146.4	104.6	90.8	96.3	187.1	106.1	651.0	682.5	1333.5	104.8	ننگرهار
Laghman	191.4	201.0	392.4	105.0	2.1	2.3	4.4	109.5	193.5	203.3	396.8	105.1	لغمان
Panjsher	66.8	69.9	136.7	104.6	-	-	-	-	66.8	69.9	136.7	104.6	پنجشیر
Baghlan	314.7	332.0	646.7	105.5	77.2	80.1	157.3	103.8	391.9	412.1	804.0	105.2	بغلان
Bamyan	190.8	196.2	387.0	102.8	5.5	5.5	11.0	100.0	196.3	201.7	398.0	102.8	بامیان
Ghazni	509.1	532.0	1041.1	104.5	25.2	26.3	51.5	104.4	534.3	558.3	1092.6	104.5	غزنی
Paktika	187.5	197.4	384.9	105.3	1.1	1.3	2.4	118.2	188.6	198.7	387.3	105.4	پکتیکا
Paktya	229.6	240.2	469.8	104.6	10.3	10.8	21.1	104.9	239.9	251.0	490.9	104.6	پکتیا
Khost	244.8	256.8	501.6	104.9	4.8	5.2	10.0	108.3	249.6	262.0	511.6	105.0	خوست
Kunarha	190.0	199.1	389.1	104.8	5.7	6.2	11.9	108.8	195.7	205.3	401.0	104.9	کنرہا
Nooristan	64.6	67.3	131.9	104.2	-	-	-	-	64.6	67.3	131.9	104.2	نورستان
Badakhshan	399.3	414.6	813.9	103.8	15.6	16.4	32.0	105.1	414.9	431.0	845.9	103.9	بدخشان
Takhar	372.2	388.0	760.2	104.2	54.5	56.2	110.7	103.1	426.7	444.2	870.9	104.1	تخار
Kunduz	330.5	340.3	670.8	103.0	103.1	109.0	212.1	105.7	433.6	449.3	882.9	103.6	کندز
Samangan	155.5	163.7	319.2	105.3	12.6	12.6	25.2	100.0	168.1	176.3	344.4	104.9	سمنگان
Balkh	364.2	379.7	743.9	104.3	195.1	205.8	400.9	105.5	559.3	585.5	1144.8	104.7	بلخ
Sar-i-Pul	224.5	235.2	459.7	104.8	18.0	19.2	37.2	106.7	242.5	254.4	496.9	104.9	سرپل
Ghor	297.8	311.0	608.8	104.4	3.0	3.1	6.1	103.3	300.8	314.1	614.9	104.4	غور
Daykundi	198.1	209.1	407.2	105.6	1.5	1.6	3.1	106.7	199.6	210.7	410.3	105.6	دایکندی
Urozgan	147.0	156.1	303.1	106.2	4.3	4.5	8.8	104.7	151.3	160.6	311.9	106.1	ارزگان
Zabul	126.7	133.4	260.1	105.3	5.1	5.4	10.5	105.9	131.8	138.8	270.6	105.3	زابل
Kandahar	344.2	361.1	705.3	104.9	170.9	181.3	352.2	106.1	515.1	542.4	1057.5	105.3	کندھار
Jawzjan	185.4	192.3	377.7	103.7	48.7	50.3	99.0	103.3	234.1	242.6	476.7	103.6	جوزجان
Faryab	381.9	398.4	780.3	104.3	51.2	52.9	104.1	103.3	433.1	451.3	884.4	104.2	فاریاب
Helmand	377.6	397.4	775.0	105.2	22.3	24.5	46.8	109.9	399.9	421.9	821.8	105.5	هلمند
Badghis	209.6	219.1	428.7	104.5	6.2	6.5	12.7	104.8	215.8	225.6	441.4	104.5	بادغیس
Herat	591.9	606.2	1198.1	102.4	218.7	225.9	444.6	103.3	810.6	832.1	1642.7	102.7	هرات
Farah	207.0	217.7	424.7	105.2	15.4	16.5	31.9	107.1	222.4	234.2	456.6	105.3	فراه
Nimroz	57.3	60.0	117.3	104.7	11.1	11.5	22.6	103.6	68.4	71.5	139.9	104.5	نیمروز

Source : Central Statistics Organization

منبع: اداره مرکزی احصائیه



source:google internet site world fact book 2008

منبع: سایت انترنیتی گوگل، کتاب حقایق جهان ۱۳۸۷

Table 2-3 Repatriation of Afghan migrants by provinces in 2008-09

جدول ۲-۳: عودت مهاجرین افغان به تفکیک ولایات - ۱۳۸۷

مجموع Total		ممالک دیگر Other countries		ایران Iran		پاکستان Pakistans		Provinces	ولایات
نفر person	فامیل ها Families	نفر persons	فامیل ها Families	نفر persons	فامیل ها Families	نفر persons	فامیل ها Families		
278484	45771	628	68	3656	641	274200	45062	Total	مجموع
115891	18822	0	0	0	0	115891	18822	Nangarhar	ننگرهار
33468	5773	46	9	727	156	32695	5608	Kabul	کابل
32408	5094	1	0	1	0	32406	5094	Kunar	کنر
22672	3652	0	0	5	0	22667	3652	Laghman	لغمان
18230	3008	0	0	170	36	18060	2972	Kunduz	کندز
9670	1701	0	0	26	6	9644	1695	Logar	لوگر
8462	1508	0	0	1	0	8461	1508	Paktya	پکتیا
5721	877	1	0	70	17	5650	860	Kandahar	کندهار
4754	797	0	0	237	46	4517	751	Baghlan	بغلان
4025	653	0	0	137	16	3888	637	Takhar	تخار
3786	669	19	4	95	17	3672	648	Balkh	بلخ
2991	539	8	1	502	97	2481	441	Jawzjan	جوزجان
1624	275	0	0	0	0	1624	275	Wardak	وردک
2194	376	0	0	120	20	2074	356	Faryab	فاریاب
1668	305	0	0	0	0	1668	305	Khost	خوست
1658	277	0	0	9	0	1649	277	Parwan	پروان
1628	254	0	0	11	3	1617	251	Helmand	هلمند
1358	223	0	0	17	3	1341	220	Samangan	سمنگان
1130	160	0	0	863	118	267	42	Herat	هرات
976	185	0	0	251	49	725	136	Sar-i-pul	سرپل
845	157	0	0	93	17	752	140	Ghazni	غزنی
580	93	0	0	1	0	579	93	Zabul	زابل
576	94	0	0	38	6	538	88	Kapisa	کاپیسا
456	34	4	1	76	5	376	28	Badakhshan	بدخشان
273	45	0	0	36	3	237	42	Bamyan	بامیان
178	33	0	0	19	2	159	31	Badghis	بادغیس
143	21	0	0	69	11	74	10	Panjsher	پنجشیر
121	20	0	0	0	0	121	20	Paktika	پکتیکا
101	17	0	0	0	0	101	17	Nooristan	نورستان
92	14	0	0	12	2	80	12	Urozgan	ارزگان
77	12	0	0	30	5	47	7	Farah	فراه
64	14	0	0	21	4	43	10	Daykundi	دایکندی
58	8	0	0	11	2	47	6	Nimroz	نیمروز
57	8	0	0	8	0	49	8	Ghor	غور
549	53	549	53	0	0	0	0	Unknown	نامعلوم

Source: UNHCR office

منبع: دفتر UNHCR

Repatriation of Afghan migrants by provinces in 2008-09 - عودت مهاجرین افغان به تفکیک ولایات در سال ۱۳۸۷

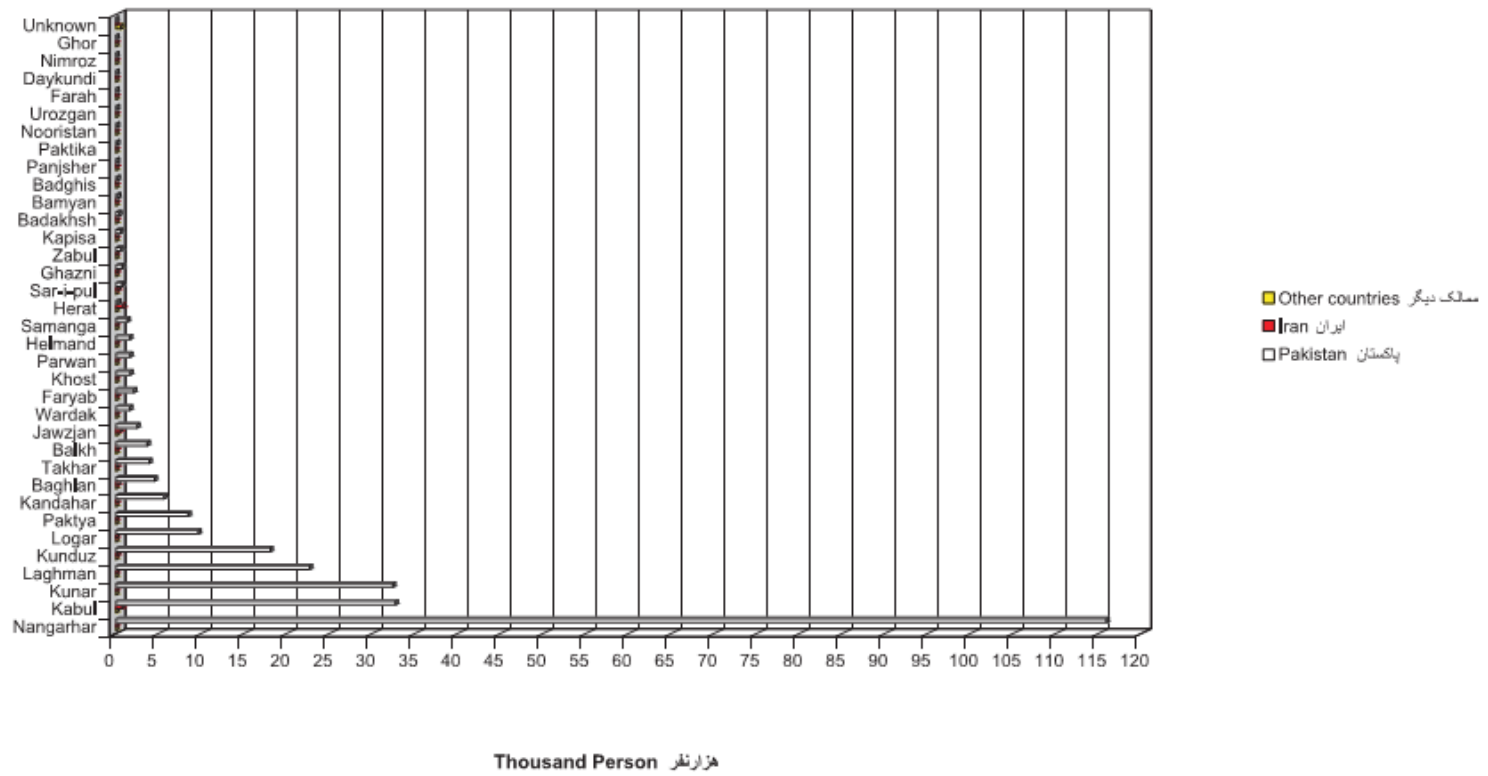


Table 2-4: Monthly repatriation of Afghan migrants in 2008-09

جدول ۳-۴: عودت ماهوار مهاجرین افغان - ۱۳۸۷

مجموع Total		ممالک دیگر Other countries		ایران Iran		پاکستان Pakistan		Month	ماه	شماره Number
نفر Person	فامیل ها Families	نفر Person	فامیل ها Families	نفر Person	فامیل ها Families	نفر Person	فامیل ها Families			
278484	45771	628	68	3656	641	274200	45062	Total	مجموع	
43674	7271	36	3	369	65	43269	7203	April	حمل	01
68183	11373	55	6	300	72	67828	11295	May	ثور	02
42995	7030	49	5	1224	237	41722	6788	Jun	جوزا	03
34328	5628	48	6	383	69	33897	5553	July	سرطان	04
38957	6357	29	4	252	43	38676	6310	August	اسد	05
12680	2025	78	8	229	35	12373	1982	September	سنبله	06
24453	3918	68	8	218	38	24167	3872	October	میزان	07
1322	213	67	7	173	29	1082	177	November	عقرب	08
186	15	64	7	122	8	0	0	December	قوس	09
126	14	50	6	76	8	0	0	January	جدی	10
158	13	38	3	120	10	0	0	February	دلو	11
11422	1914	46	5	190	27	11186	1882	March	حوت	12

Source: UNHCR Office

منبع: دفتر UNHCR

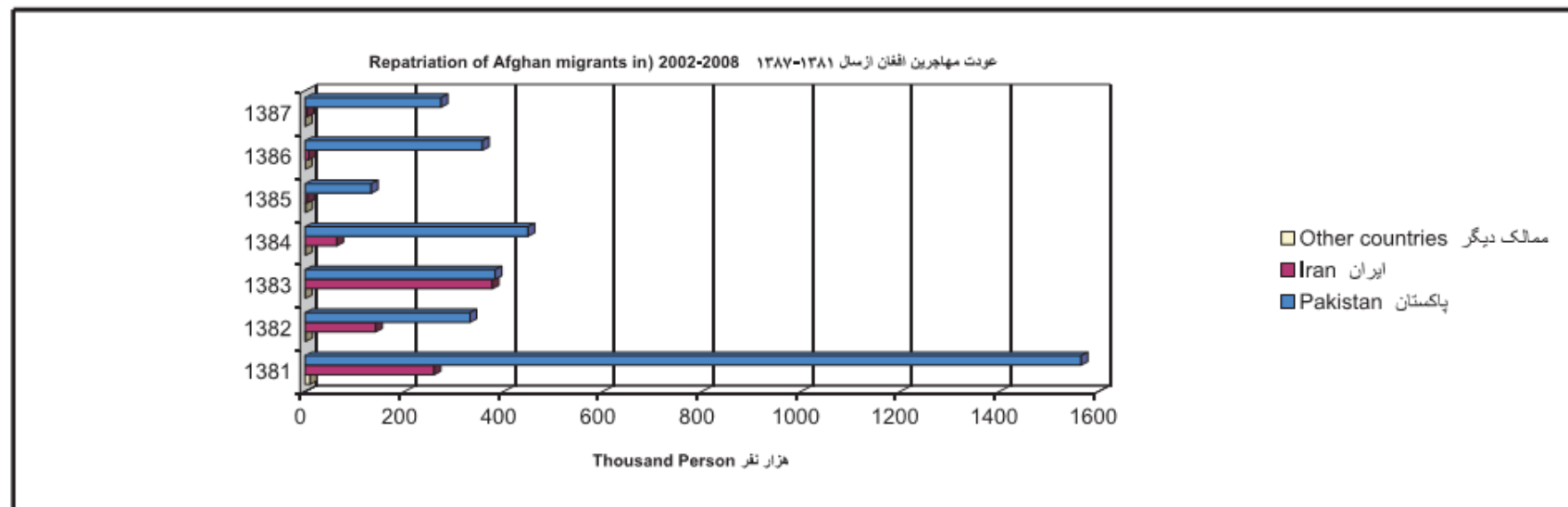
Table 2-5: Repatriation of Afghan migrants in 2002-2008

جدول ۲-۵: عودت مهاجرین افغان از سال ۱۳۸۱-۱۳۸۷

مجموع Total		ممالک دیگر Other countries		ایران Iran		پاکستان Pakistan		Years	سال ها
نفر Persons	فامیل ها Families	نفر Persons	فامیل ها Families	نفر Persons	فامیل ها Families	نفر Persons	فامیل ها Families		
1834537	320906	9679	2273	259792	37231	1565066	281402	2002	1381
475639	81387	1176	205	142280	22240	332183	58942	2003	1382
761122	134931	650	115	377151	68262	383321	66554	2004	1383
514090	90831	1140	65	63559	11532	449391	79234	2005	1384
139804	25062	1202	103	5264	913	133338	24046	2006	1385
365410	57794	721	71	7054	1388	357635	56335	2007	1386
278484	45771	628	68	3656	641	274200	45062	2008	1387
4369086	756682	15196	2900	858756	142207	3495134	611575	Total	مجموع

Source: UNHCR office

منبع: دفتر UNHCR



This document was created with Win2PDF available at <http://www.daneprairie.com>.
The unregistered version of Win2PDF is for evaluation or non-commercial use only.